



**SUMMARY OF APPROVED BUDGET, UTILIZATIONS, DISBURSEMENTS AND BALANCES BY OBJECT OF EXPENDITURES**  
(For Off-Budgetary Funds)  
As at the Quarter Ending September 30, 2020


Department : Department of Health (DOH)  
Agency/Entity : Office of the Secretary  
Operating Unit : Baguio General Hospital and Medical Center  
Organization Code : 13 001 1400020  
Fund Cluster : 05 Business Related Funds  
(e.g. UACS Fund Cluster, 05-Internally Generated Funds and 06-Business Related Funds)

SUMMARY	Particulars	UACS CODE	Approved Budget				Utilizations				Disbursements				TOTAL	Unified Budget	Balances	
			Approved Budgeted Revenue	Adjustments (Reductions, Appropriations)	Adjusted Budgeted Revenue	5= (3+4)	1st Quarter Ending March 31	2nd Quarter Ending June 30	3rd Quarter Ending Sept. 30	4th Quarter Ending Dec. 31	10=(8+9)	11st Quarter Ending March 31	12nd Quarter Ending June 30	13rd Quarter Ending Sept. 30			14th Quarter Ending Dec. 31	15=(11+12+13+14)
<b>A. AGENCY SPECIFIC BUDGET</b>																		
Maintenance and Other Operating Expenses		520290000	240,000,000.00	0.00	240,000,000.00	43,558,093.59	74,730,206.10	19,247,585.25	0.00	137,536,184.94	19,462,596.43	38,323,246.64	28,293,071.67	0.00	62,079,723.74	102,463,816.68	37,203,816.68	17,256,645.36
Supplies and Materials Expenses		520290000	240,000,000.00	(1,000,000.00)	239,000,000.00	43,482,879.59	74,638,378.54	19,209,403.71	0.00	137,331,742.84	19,400,877.13	38,301,068.24	28,292,902.27	0.00	62,064,648.54	102,463,816.68	37,203,816.68	17,256,645.36
Drug and Medicine Expenses		520297000	240,000,000.00	(21,000,000.00)	219,000,000.00	33,894,924.03	72,361,491.26	17,263,530.61	0.00	123,520,945.90	12,985,103.96	32,371,880.76	26,342,980.27	0.00	72,696,971.93	86,579,883.05	35,200,883.02	16,174,139.00
Medical, Dental and Laboratory Supplies Expenses		520293000	0.00	20,000,000.00	20,000,000.00	9,178,388.56	2,326,897.16	1,846,812.19	0.00	13,352,198.91	3,405,723.18	5,543,372.48	1,500,022.00	0.00	10,399,170.55	6,808,374.45	2,000,073.78	1,002,302.40
Other Maintenance and Operating Expenses		520296000	0.00	1,000,000.00	1,000,000.00	74,163.00	42,027.96	38,481.52	0.00	154,682.08	61,629.30	22,179.40	11,688.40	0.00	95,478.10	845,507.22	0.00	89,273.88
Other Maintenance and Operating Expenses		520299000	0.00	1,000,000.00	1,000,000.00	74,163.00	42,027.96	38,481.52	0.00	154,682.08	61,629.30	22,179.40	11,688.40	0.00	95,478.10	845,507.22	0.00	89,273.88
Other Maintenance and Operating Expenses		520299999	0.00	1,000,000.00	1,000,000.00	74,163.00	42,027.96	38,481.52	0.00	154,682.08	61,629.30	22,179.40	11,688.40	0.00	95,478.10	845,507.22	0.00	89,273.88
<b>GRAND TOTAL</b>			240,000,000.00	0.00	240,000,000.00	43,558,093.59	74,730,206.10	19,247,585.25	0.00	137,536,184.94	19,462,596.43	38,323,246.64	28,293,071.67	0.00	62,079,723.74	102,463,816.68	37,203,816.68	17,256,645.36

Certified Correct:  
  
EDNA L. MAGNO, CPA, MBA  
Head Budget Officer  
Date: 2020-10-23 16:17:05.0

Certified Correct:  
  
CECIL A. PULONG, CPA  
Head Accounting Officer  
Date: 2020-10-23 16:17:05.0

Recommended Approval:  
  
EDWARD C. PUDIA, CPA, MBA  
Financial & Management Officer II  
Date: 2020-10-23 16:19:00

Approved By:  
  
RICARDO S. RUZNEZ, JR., MD FPCS, MHA, CSEE  
Medical Center Chief II  
Date: 2020-10-23 16:21:00