

QUARTERLY PHYSICAL REPORT OF OPERATION
As of 2017 December 31


Department: Department of Health (DOH)
 Appropriations: Current Year Appropriations
 Agency: Office of the Secretary
 Operating Unit: Baguio General Hospital and Medical Center
 Organization Code (UACS): 130011400020
 Report Status: APPROVED 1

Particulars	UACS CODE	Physical Targets					Total	Physical Accomplishments					Variance as of December 31 2017	Remarks
		1st Quarter	2nd Quarter	3rd Quarter	4th Quarter	Total		1st Quarter	2nd Quarter	3rd Quarter	4th Quarter	Total		
1	2	3	4	5	6	7=(3+4+5+6)	8	9	10	11	12=(8+9+10+11)	13	14	
Part A														
I. Operations														
MFO 1: HEALTH SECTOR POLICY SERVICES	000003010000000													
Quantity														
Number of policies issued and disseminated						157								
Quality														
Average % of Stakeholders that rate health policies as good or better						85%								
Timeliness														
% of policies in the last 3 years that are reviewed/ updated						41%								
MFO 2: TECHNICAL SUPPORT SERVICES	000003020000000													
Training Support														
Quantity														
Number of Human Resources for Health of LGUs and other partners trained						143,374								
Number of training days delivered						8,585								
Quality														
Average % of course participants that rate training as good or better						90%								
Timeliness														
% of requests for training support that are acted upon within one week of request						90%								

Particulars	UACS CODE	Physical Targets						Total	Physical Accomplishments					Variance as of December 31 2017	Remarks
		1st Quarter	2nd Quarter	3rd Quarter	4th Quarter	1st Quarter	2nd Quarter		3rd Quarter	4th Quarter	Total				
1	2	3	4	5	6	7=(3+4+5+6)	8	9	10	11	12=(8+9+10+11)	13	14		
Funding Support (HFEP) Quantity															
Number of LGUs and other health partners provided with health facilities Quantity						507									
% of clients that rate the provided health facilities as good or better Timeliness						82%									
% of provided health facilities that are fully operational 3 years after acceptance/installation % of facilities for which funding is provided that are fully operational within 6 months from approval of request from the LGUs						90%									
Disease Prevention Quantity															
Number of commodities and services to LGUs: Vaccination, Doctors Hours, Nurses and Midwives Quantity						2,828,493,944									
% of stakeholders who rate the commodity supply/service good or better Timeliness						89%									
% of requests for commodities and human resource services met in full within 48 hours MFO 3: HOSPITAL SERVICES	000003030000000					90%									
Direct Health Care Delivery Quantity															
														Increase in no. of patients due to additional sub-specialty units in the medical department	

Particulars	UACS CODE	Physical Targets					Total	Physical Accomplishments					Variance as of December 31 2017	Remarks
		1st Quarter	2nd Quarter	3rd Quarter	4th Quarter	Total		1st Quarter	2nd Quarter	3rd Quarter	4th Quarter	Total		
1	2	3	4	5	6	7=(3+4+5+6)	8	9	10	11	12=(8+9+10+11)	13	14	
No. of permits, licenses and accreditations issued for health products/ establishments/facilities/devices and technologies						103,050								
Quality														
% of authorized/accredited entities with detected violations of license or accreditation conditions						5.94%								
Timeliness														
% of applications for permits, licenses or accreditation acted upon within 3 weeks of application						96.65%								
Monitoring														
Quantity														
No. of inspections of regulated products and entities						27,637								
Quality														
% of submitted reports that resulted in the issuance of notice of violations and penalties imposed.						10%								
Timeliness														
% of entities which have been monitored at least once a year						90%								
Enforcement														
Quantity														
No. of reported violations and complaints acted upon						2,444								
Quality														
% of cases resolved						70%								
% of stakeholder who view DOH enforcement as good or better						90%								
Timeliness														
Number of cases acted upon within 30 days						870								


Prepared By:


EORA L. RODRIGUES

Planning Services Head/Planning Officer

Date: 09/Jan/2018 ⁴


In coordination with:


Edward C. Pudlao

Financial Services Head/Budget Officer

Date: 09/Jan/2018

Approved By:


RICARDO B. RUZÉ, JR. MD, FPCC, MHA, CESE

Agency Head/Department Secretary

Date: 09/Jan/2018