

QUARTERLY PHYSICAL REPORT OF OPERATION
As of June 30, 2015

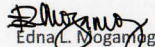
Department:
Agency:
Operating Unit:
Organization Code (UACS)

DEPARTMENT OF HEALTH
001 OFFICE OF THE SECRETARY
1400020 -BAGUIO GENERAL HOSPITAL AND MEDICAL CENTER
130011400020

v	Current Year Appropriation
	Supplemental Appropriations
	Continuing Appropriations
	Off-Budget Account


Particulars	UACS Code	Physical Targets					Physical Accomplishments					Variance as of June 30, 2015	Remarks	
		1st Quarter	2nd Quarter	3rd Quarter	4th Quarter	Total	1st Quarter	2nd Quarter	3rd Quarter	4th Quarter	Total			
Part A														
I. Operations	300000000													
MFO 3 Hospital Services	303000000													
Number of out-patients managed		64,000	64,000	64,000	64,000	256,000	69,822	69,860				139,682	(11,682)	
Number of in-patients managed		8,250	8,250	8,250	8,250	33,000	8,620	8,823				17,443	(943)	
Number of elective surgeries		831	831	831	831	3,324	942	988				1,930	(268)	
Number of emergency surgeries		1,200	1,200	1,200	1,200	4,800	1,140	1,352				2,492	(92)	
Net death rate among in-patients		2%	2%	2%	2%	2%	2.24%	1.86%				2.05%	-0.05%	
% of clients that rate the hospital services as good or better		85%	85%	85%	85%	85%	93.88%	94.45%				94.17%	-9.17%	
% of in-patients with hospital-acquired infection		2%	2%	2%	2%	2%	1.31%	0.98%				1.15%	0.86%	
% of patients with level 2 or more urgency rating attended to within 30 minutes		80%	80%	80%	80%	80%	93.38%	93.44%				93.41%	-13.41%	
Part B														
Major Programs/Projects														
KRA No. 2 Poverty Reduction and Empowerment of the Poor & Vulnerable														
Universal Health Care														
Direct Hospital Services	303030000													

Prepared by:


Edna L. Nogaring


Supervising Administrative Officer
Head, Budget Section

In coordination with


Edward C. Puchao, CPA, MBA

Financial and Management Officer II

Approved by:


EMMANUEL F. ACLUBA, MD, MHA
Medical Center Chief II
7-3-15