

QUARTERLY PHYSICAL REPORT OF OPERATION  
As of March 31, 2015


Department:  
Agency:  
Operating Unit:  
Organization Code (UACS)


DEPARTMENT OF HEALTH  
001 OFFICE OF THE SECRETARY  
1400020 -BAGUIO GENERAL HOSPITAL AND MEDICAL CENTER  
130011400020

v	Current Year Appropriation
	Supplemental Appropriations
	Continuing Appropriations
	Off-Budget Account

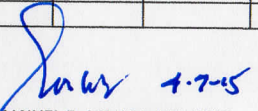
Particulars	UACS Code	Physical Targets					Physical Accomplishments					Variance as of March 31, 2015	Remarks
		1st Quarter	2nd Quarter	3rd Quarter	4th Quarter	Total	1st Quarter	2nd Quarter	3rd Quarter	4th Quarter	Total		
<b>Part A</b>													
I. Operations	300000000												
<b>MFO 3 Hospital Services</b>	303000000												
Number of out-patients managed		64,000	64,000	64,000	64,000	256,000	69,822				69,822	(5,822)	
Number of in-patients managed		8,250	8,250	8,250	8,250	33,000	8,620				8,620	(370)	
Number of elective surgeries		831	831	831	831	3,324	942				942	(111)	
Number of emergency surgeries		1,200	1,200	1,200	1,200	4,800	1,140				1,140	60	
Net death rate among in-patients		2%	2%	2%	2%	2%	2.24%				2.24%	-0.24%	
% of clients that rate the hospital services as good or better		85%	85%	85%	85%	85%	93.88%				93.88%	-8.88%	
% of in-patients with hospital-acquired infection		2%	2%	2%	2%	2%	1.31%				1.31%	0.69%	
% of patients with level 2 or more urgency rating attended to within 30 minutes		80%	80%	80%	80%	80%	93.38%				93.38%	-13.38%	
<b>Part B</b>													
<b>Major Programs/Projects</b>													
<b>KRA No. 2 Poverty Reduction and Empowerment of the Poor &amp; Vulnerable</b>													
Universal Health Care													
Direct Hospital Services													

Prepared by:

  
Edna L. Mogenog  
Supervising Administrative Officer  
Head, Budget Section

In coordination with   
Edward C. Pundao, CPA, MBA  
Financial and Management Officer II

Approved by:

  
EMMANUEL F. ACLUBA, MD, MBA  
Medical Center Chief II